




MOBILE DATA REGISTRATION

All registered TUT students must update their cellphone numbers for the device on which they intend to use TUT-provided data.

Please follow this process to register your number:

1. Log in to the TUT iEnabler System using this link: https://ienabler.tut.ac.za/pls/prodi41/w99pkg.mi_login
2. For mobile devices, click on the menu on the top right-hand corner. — 
3. For workstations, In the menu on the left of the screen Select “**STUDENT MOBILE DATA**”.
4. Select **communication detail**.
5. If this is the first time registering your mobile data cell number then click on the “**New Record**” button.
6. Click on the magnifying glass icon under communication type. — 
7. Select the “**MD**” on the “**MD: Mobile Data Cell Number**” record.
8. Type in your device number in the following format 0821234567 under “**Detail**” (**Note: No spaces, brackets or alpha-numerical characters**). — 
9. Click on the magnifying glass icon under “**Internet Service Provider**” and select your service provider from the list.
10. Click the “**Save**” button. Your number will now be saved and should display on the screen.
11. To modify your number, you can click on the “**Mobile Data Cell Number**” entry in the list.

Please note:

- MTN and Vodacom accept data on Tuesdays and Thursdays.
- Telkom only accepts data on Tuesdays.
- Cell-C accepts data on Thursdays.
- It can take up to five (5) working days before data is allocated.

Scan QR Code for Contact Details



**Tshwane University
of Technology**
We empower people

myTUTOR Service Desk contact information

eMail: myTUTOR@tut.ac.za
Telephone number (registered students only): 0861 102-421 (Option 4)
myTUTOR resource website: <https://www.tut.ac.za/mytutor-home>
TUT Student Portal: <https://os.tut.ac.za/StudentPortal/>